

# MATH361 | Lecture 3

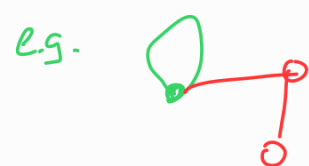
Recap: - subgraphs

- induced subgraphs
- edge-induced subgraphs

- components, connected / disconnected graphs

- cycle

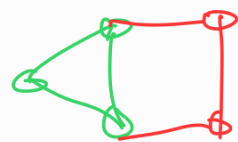
The length of a cycle  $C$  is the number of edges in  $C$



length 1



length 2



length 3

The length of a path  $P$  is the number of edges in  $P$ .

We've seen the path graphs



Note: the path graph  $P_n$  has a path of length  $n-1$

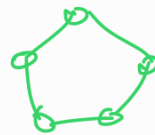
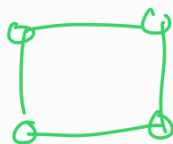
Cycle graphs

$C_3$

$C_4$

$C_5$

eg.



...

Complete graphs

$K_2$

$K_3$

$K_4$

$K_5$

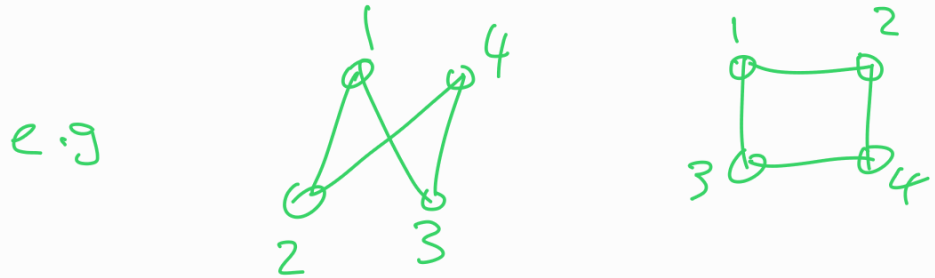


...

a simple graph on  $n$  vertices with all possible edges.

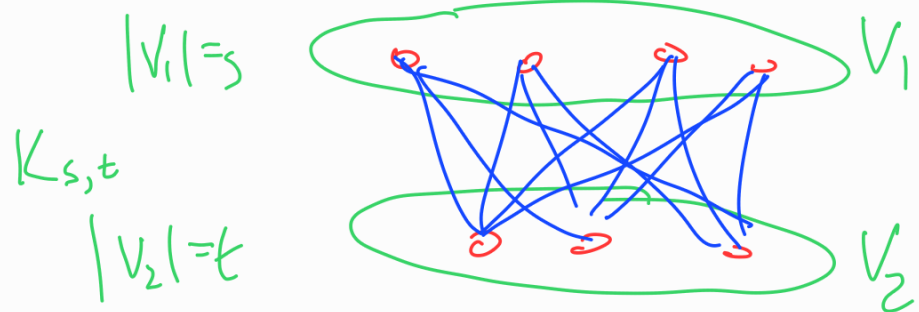
# Bipartite graphs

A graph  $G$  is bipartite if the vertices can be partitioned into two sets  $A$  and  $B$  such that every edge of  $G$  has one end in  $A$  and the other in  $B$ .



$C_4$  is bipartite.

The complete bipartite graph  $K_{s,t}$  has vertex set  $V_1 \cup V_2$  where  $|V_1| = s$  and  $|V_2| = t$ , and  $V_1$  and  $V_2$  are disjoint, and for each  $v_1 \in V_1$  and  $v_2 \in V_2$  there is a single edge with ends  $v_1$  and  $v_2$ .

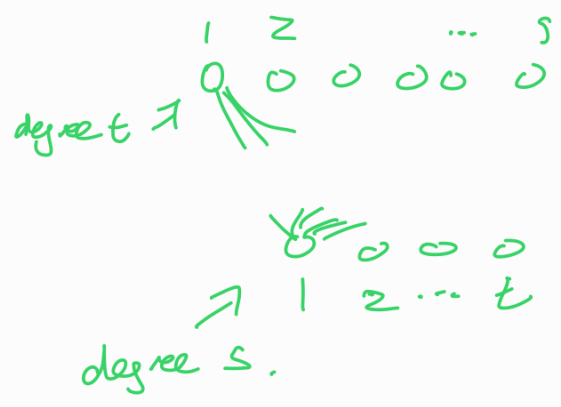


$K_{3,4}$

Aside:  $K_{2,5}$  is planar but  $K_{3,3}$  is not  
(see Kuratowski's theorem later!)

Theorem 1.8: For non-negative integers  $s$  and  $t$   
 $K_{s,t}$  has  $st$  edges.

Proof:  $K_{s,t}$  has  $s$  vertices of degree  $t$  and  $t$  vertices of degree  $s$ .



By the Handshaking lemma,

$$2|E(K_{s,t})| = st + ts = 2st$$

$$\text{so } |E(K_{s,t})| = st. \quad \square$$

### Isomorphism

Let  $G_1$  and  $G_2$  be graphs.

An isomorphism from  $G_1$  to  $G_2$  is a pair of bijections

$$f: V(G_1) \rightarrow V(G_2) \text{ and } g: E(G_1) \rightarrow E(G_2) \text{ such}$$

that  $v \in V(G_1)$  is incident with  $e \in E(G_1)$  in  $G_1$

if and only if  $f(v)$  is incident with  $g(e)$  in  $G_2$ .

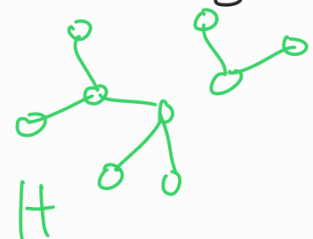
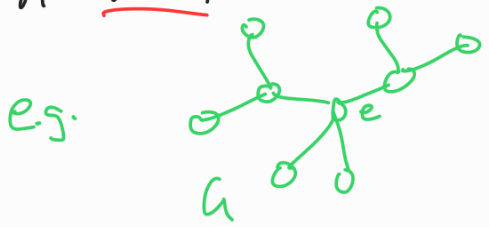
The graphs  $G_1$  and  $G_2$  are isomorphic if there exists an isomorphism from  $G_1$  to  $G_2$ . We denote this  $G_1 \cong G_2$ .

e.g.  $C_4 \cong K_{2,2}$

### Trees

A tree is a connected graph that has no cycles.

A forest is a graph that has no cycles.



$G$  is a tree

$H$  is a forest

Let  $G$  be a graph with  $e \in E(G)$ .

We let  $G \setminus e$  ("G delete e") denote the graph with vertex set  $V(G)$  and edge set  $E(G) \setminus \{e\}$

e.g.  $H = G \setminus e$  above.

set difference:

for sets  $X$  and  $Y$

$$X \setminus Y = \{x \in X : x \notin Y\}$$

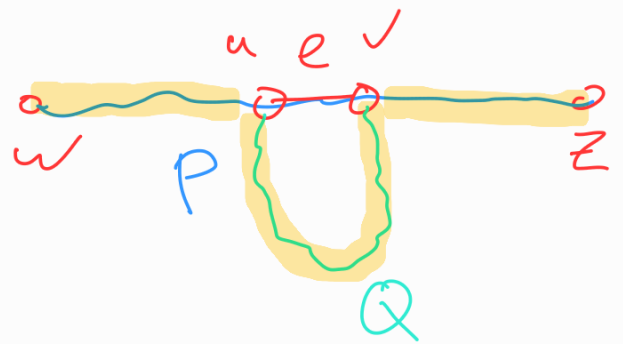
The edge  $e$  is a bridge if  $G \setminus e$  has more components than  $G$ . In particular, when  $G$  is connected,  $e$  is a bridge if  $G \setminus e$  is disconnected.

Thm 2.1: Let  $G$  be a connected graph, with  $e \in E(G)$ . The edge  $e$  is a bridge if and only if  $e$  is not in any cycle of  $G$ .

Proof: ( $\Rightarrow$ ) Suppose  $e$  is a bridge. Then  $G \setminus e$  is disconnected, so has at least 2 components.

So there exist vertices  $w$  and  $z$  in different components of  $G \setminus e$ , and there is no walk from  $w$  to  $z$  in  $G \setminus e$ . Thus every path from  $w$

to  $z$  in  $G$  passes through  $e$ . Since  $G$  is connected, there is at least one such path  $P$ .



Let  $u$  and  $v$  be the ends of  $e$ . Suppose  $e$  is in a cycle. Then there is a path  $Q$  from  $u$  to  $v$  that avoids  $e$ . By replacing the  $u, e, v$  subpath of  $P$  with  $Q$ , we obtain a walk from  $w$  to  $z$  that avoids  $e$ . **But no such walk exists.** We deduce that  $e$  is not in a cycle.

( $\Rightarrow$ ) For the other direction, see the course notes.  $\square$